

BIMoS Beamer Theme

Based on Metropolis

Philipp Trunschke¹, Matthias Vogelgesang²

November 30, 2020

¹Technische Universität Berlin, ²Center for modern beamer themes



Table of contents

1. Introduction
2. Titleformats
Tricks
3. Elements
4. Conclusion

Intro

Metropolis

The **metropolis** theme is a Beamer theme with minimal visual noise inspired by the HSRM Beamer Theme by Benjamin Weiss.

Enable the theme by loading

```
\documentclass{beamer}  
\usetheme{metropolis}
```

Note, that you have to have Mozilla's *Fira Sans* font and XeTeX installed to enjoy this wonderful typography.

Sections

Sections group slides of the same topic

```
\section{Elements}
```

for which **metropolis** provides a nice progress indicator ...

Titleformats

Metropolis titleformats

metropolis supports 4 different titleformats:

- Regular
- SMALLCAPS
- ALLSMALLCAPS
- ALLCAPS

They can either be set at once for every title type or individually.

Subtitles

Furthermore the **BIMoS** theme supports subtitles.

Small caps

This frame uses the `smallcaps` titleformat.

Potential Problems

Be aware, that not every font supports small caps. If for example you typeset your presentation with pdfTeX and the Computer Modern Sans Serif font, every text in smallcaps will be typeset with the Computer Modern Serif font instead.

all small caps

This frame uses the `allsmallcaps` titleformat.

Potential problems

As this titleformat also uses smallcaps you face the same problems as with the `smallcaps` titleformat. Additionally this format can cause some other problems. Please refer to the documentation if you consider using it.

As a rule of thumb: Just use it for plaintext-only titles.

ALL CAPS

This frame uses the `allcaps` titleformat.

Potential Problems

This titleformat is not as problematic as the `allsmallcaps` format, but basically suffers from the same deficiencies. So please have a look at the documentation if you want to use it.

Elements

Typography

The theme provides sensible defaults to
`\emph{emphasize}` text, `\alert{accent}` parts
or show `\textbf{bold}` results.

becomes

The theme provides sensible defaults to *emphasize* text, **accent** parts or show **bold** results.

Font feature test

- Regular
- *Italic*
- SMALLCAPS
- **Bold**
- ***Bold Italic***
- **Bold SmallCaps**
- Monospace
- *Monospace Italic*
- Monospace **Bold**
- *Monospace Bold Italic*

Lists

Items

- Milk
- Eggs
- Potatos

Enumerations

1. First,
2. Second and
3. Last.

Descriptions

PowerPoint Meeh.
Beamer Yeeeha.

Animation

- This is important

Animation

- This is important
- Now this

Animation

- This is important
- Now this
- And now this

Animation

- This is really important
- Now this
- And now this

Figures

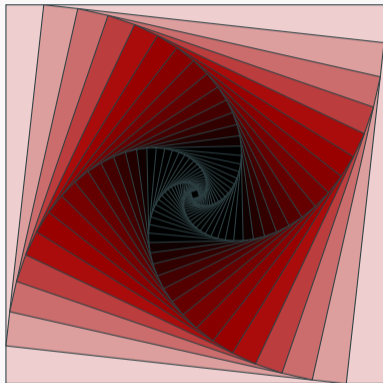


Figure 1: Rotated square from texample.net.

Table 1: Largest cities in the world (source: Wikipedia)

| City | Population |
|-------------|------------|
| Mexico City | 20,116,842 |
| Shanghai | 19,210,000 |
| Peking | 15,796,450 |
| Istanbul | 14,160,467 |

Blocks

Three different block environments are pre-defined and may be styled with an optional background color.

Default

Block content.

Default

Block content.

Alert

Block content.

Alert

Block content.

Example

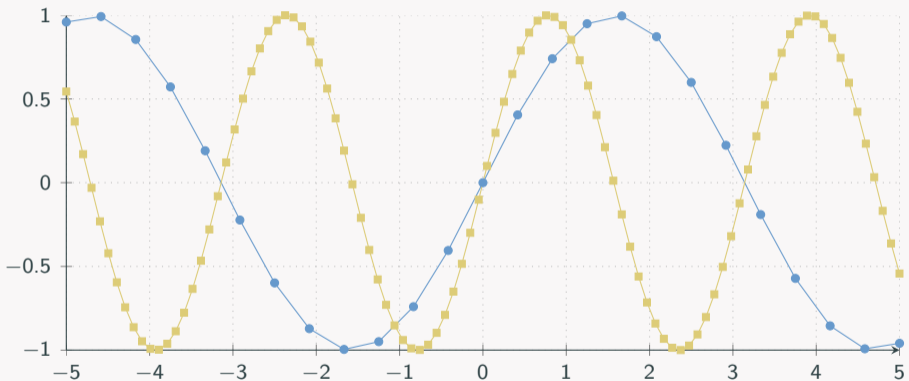
Block content.

Example

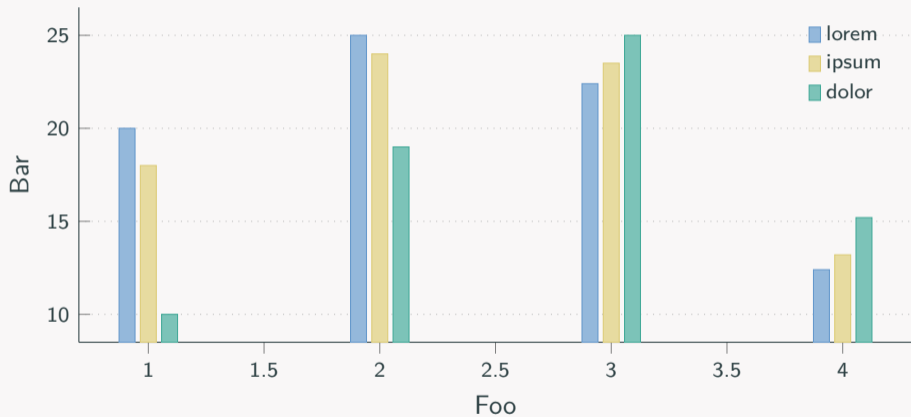
Block content.

$$e = \lim_{n \rightarrow \infty} \left(1 + \frac{1}{n}\right)^n$$

Line plots



Bar charts



Quotes

Veni, Vidi, Vici

Frame footer

metropolis defines a custom beamer template to add a text to the footer. It can be set via

```
\setbeamertemplate{frame footer}{My custom footer}
```

References

Some references to showcase [allowframebreaks] [4, 2, 5, 1, 3]

Conclusion

Summary

Get the source of this theme and the demo presentation from

`github.com/matze/mtheme`

The theme *itself* is licensed under a Creative Commons Attribution-ShareAlike 4.0 International License.



Questions?




Backup slides

Sometimes, it is useful to add slides at the end of your presentation to refer to during audience questions.



The best way to do this is to include the `appendixnumberbeamer` package in your preamble and call `\appendix` before your backup slides.

metropolis will automatically turn off slide numbering and progress bars for slides in the appendix.

References i

-  P. Erdős.
A selection of problems and results in combinatorics.
In *Recent trends in combinatorics (Matrahaza, 1995)*, pages 1–6. Cambridge Univ. Press, Cambridge, 1995.
-  R. Graham, D. Knuth, and O. Patashnik.
Concrete mathematics.
Addison-Wesley, Reading, MA, 1989.
-  G. D. Greenwade.
The Comprehensive Tex Archive Network (CTAN).
TUGBoat, 14(3):342–351, 1993.

References ii

-  D. Knuth.
Two notes on notation.
Amer. Math. Monthly, 99:403–422, 1992.
-  H. Simpson.
Proof of the Riemann Hypothesis.
preprint (2003), available at <http://www.math.drofnats.edu/riemann.ps>, 2003.